

Scaled data based on original data using
LM-79-08 Approved Method: Electrical and Photometric Measurements of Solid-
State Lighting Products

Test Report Prepared for
Cooper Lighting Solutions
(formerly Eaton)

Brand: McGRAW-EDISON

Report Number: P386722

Luminaire Tested: **GWC-SA2B-830-U-SL3-HSS**

Issue Date: 3/3/2020

Test Information

Test Method: LM-79-08
Report Number: P386722
TEST IS SCALED FROM IESNA LM-79-08 TEST DATA (G2-1903-205-23)
Test Lab: INNOVATION CENTER
Issue Date: 3/3/2020
Manufacturer: COOPER LIGHTING SOLUTIONS (FORMERLY EATON)
Product Line: MCGRAW-EDISON
Catalog Number: GWC-SA2B-830-U-SL3-HSS
Description: GALLEON WALL LUMINAIRE
(2) 80 CRI, 3000K, 800mA LIGHTSQUARES WITH 16 LEDS EACH AND TYPE III
SPILL LIGHT ELIMINATOR OPTICS WITH HOUSE SIDE SHIELD
Light Source: -
Ballast/Driver: ELECTRONIC DRIVER

Summary

Lumens per Lamp: N/A
Luminaire Lumens: 8097 lumens
Efficiency: N/A
Efficacy: 95.3 lumens/watt
Luminous Opening: Rectangular (W 1' x L: 0.5' x H: 0')
IES Classification: Type III - Medium
BUG Rating: B1 - U0 - G2

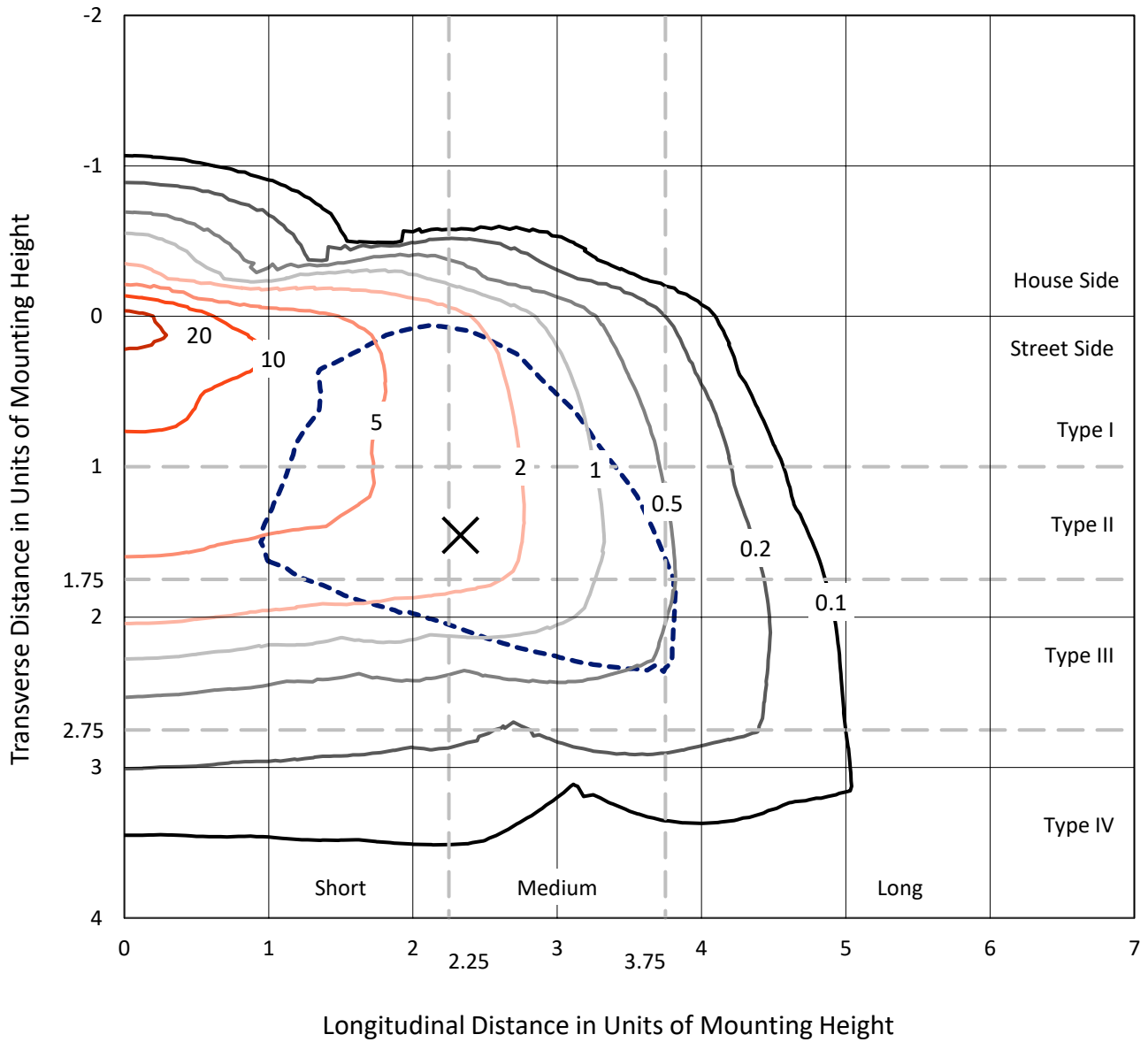
Input Watts (W): 85
Input Voltage (V): NR
Input Current (Ain): NR
Voltage Rise (V): NR
Power Factor: NR
Total Harmonic Distortion (THDi): NR
Frequency (hertz): 60
Stabilization Time: NR
Operation Time: NR
Ambient Temperature (°C): NR
Test Distance: 24 FT



REPORT NUMBER: P386722
 CATALOG NUMBER: GWC-SA2B-830-U-SL3-HSS

Iso-Footcandle Lines of Horizontal Illumination

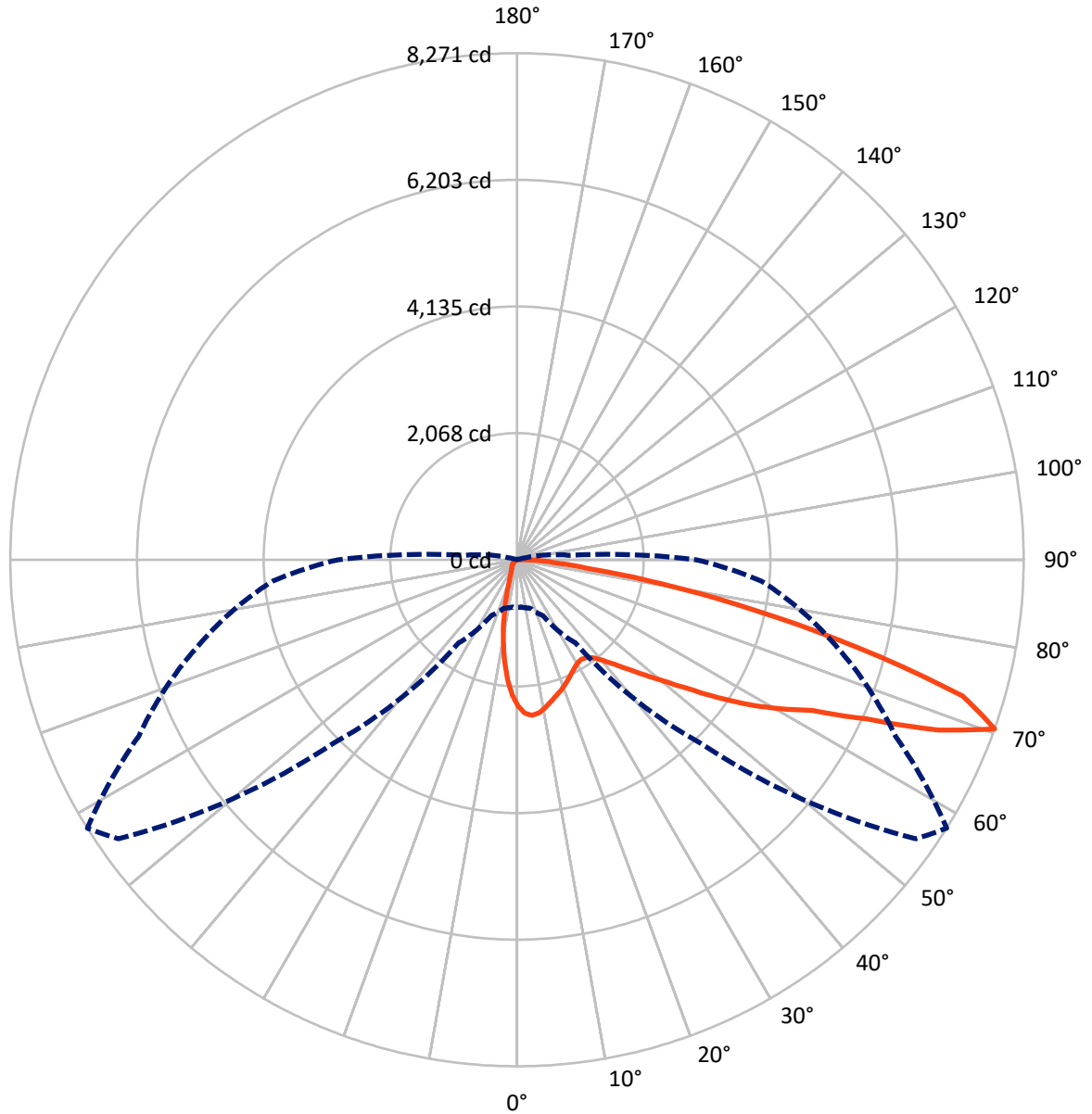
× Max cd
 - - - 1/2 Max cd



Based on 10 foot mounting height. Maximum calculated value = 24.3 fc
 Type III - Medium - N/A

REPORT NUMBER: P386722
CATALOG NUMBER: GWC-SA2B-830-U-SL3-HSS

Luminous Intensity Polar Plot



— Vertical Plane Through 58-Deg Lateral - - - Horizontal Cone Through 70-Deg Vertical

REPORT NUMBER: P386722

CATALOG NUMBER: GWC-SA2B-830-U-SL3-HSS

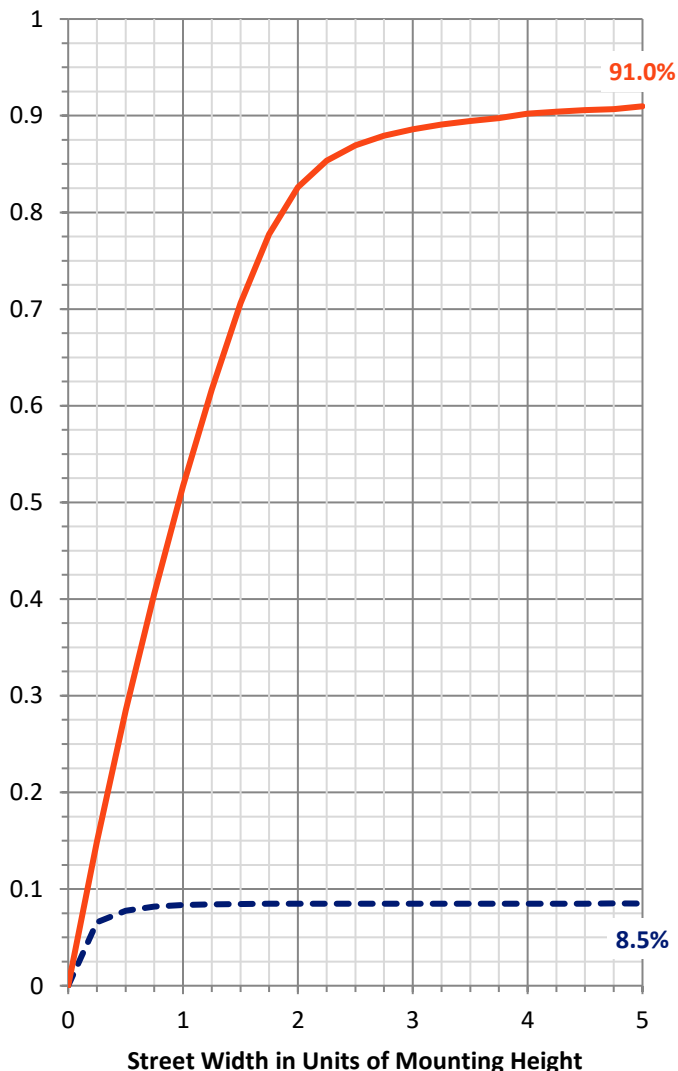
FLUX DISTRIBUTION:

		Downward	Upward	Total
House Side	Lumens	692.9	0.0	692.9
	% Fixture	8.6	0.0	8.6
Street Side	Lumens	7404.1	0.0	7404.1
	% Fixture	91.4	0.0	91.4
Total	Lumens	8097.0	0.0	8097.0
	% Fixture	100.0	0.0	100.0

ZONAL LUMENS:

Zone	Lumens	% Fixture
0°-10°	195.6	2.4
10°-20°	410.5	5.1
20°-30°	539.7	6.7
30°-40°	714.7	8.8
40°-50°	1068.3	13.2
50°-60°	1711.3	21.1
60°-70°	2157.1	26.6
70°-80°	1163.6	14.4
80°-90°	136.2	1.7
90°-100°	0.0	0.0
100°-110°	0.0	0.0
110°-120°	0.0	0.0
120°-130°	0.0	0.0
130°-140°	0.0	0.0
140°-150°	0.0	0.0
150°-160°	0.0	0.0
160°-170°	0.0	0.0
170°-180°	0.0	0.0
0°-90°	8097.0	100.0
0°-180°	8097.0	100.0

Coefficient of Utilization



REPORT NUMBER: P386722

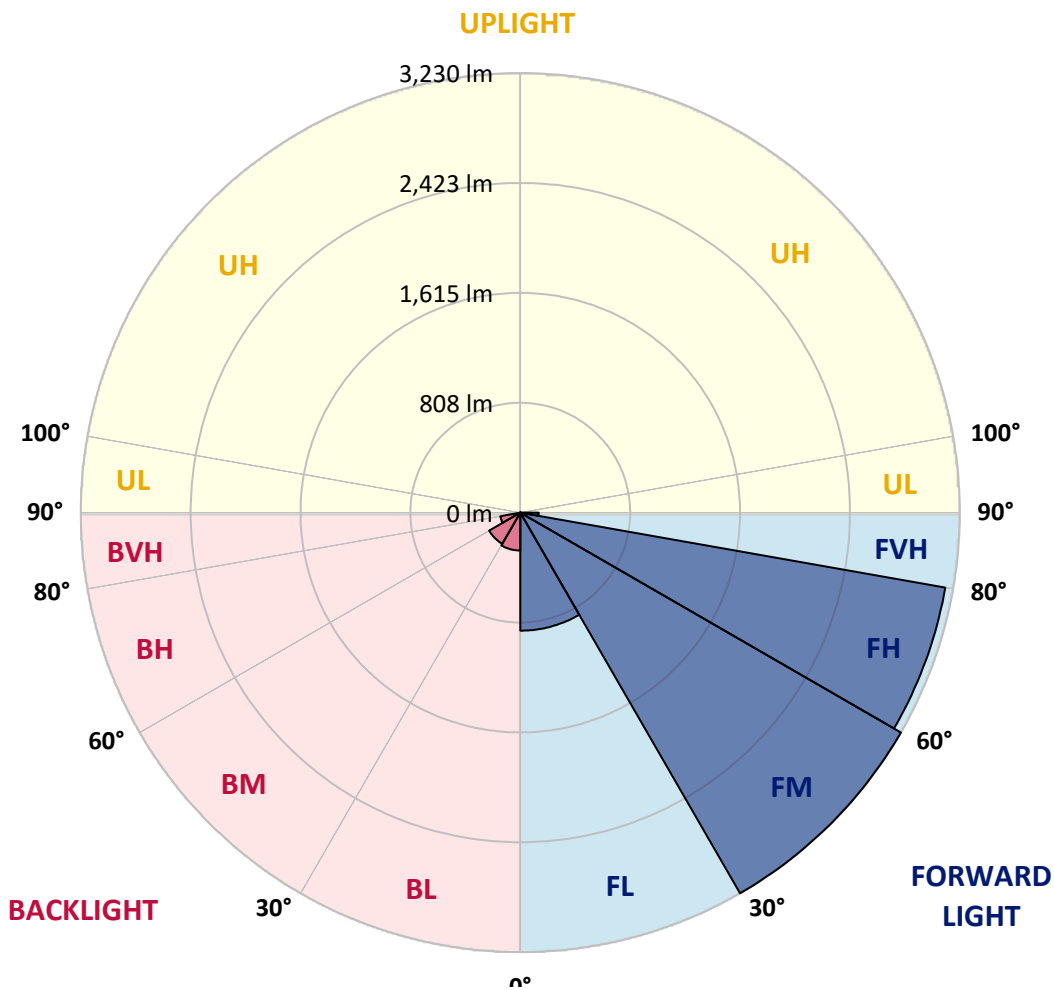
CATALOG NUMBER: GWC-SA2B-830-U-SL3-HSS

LUMINAIRE CLASSIFICATION SYSTEM LUMEN TABLE AND BUG RATING:

Zone	Lumens	% Fixture	Zone Rating/Lumen Limit		
			B	U	G
FL (0°-30°)	867.4	10.7			
FM (30°-60°)	3230.0	39.9			
FH (60°-80°)	3171.7	39.2			G2/5000
FVH (80°-90°)	135.0	1.7			G2/225
BL (0°-30°)	278.4	3.4	B1/500		
BM (30°-60°)	264.3	3.3	B1/1000		
BH (60°-80°)	149.0	1.8	B1/500		G1/500
BVH (80°-90°)	1.2	0.0			G0/10
UL (90°-100°)	0.0	0.0		U0/0	
UH (100°-180°)	0.0	0.0		U0/0	

BUG Rating: B1-U0-G2

Type III Medium





REPORT NUMBER: P386722
 CATALOG NUMBER: GWC-SA2B-830-U-SL3-HSS

CANDELA DISTRIBUTION (FULL):

	0°	5°	15°	25°	35°	45°	55°	58°	65°	75°	85°
0°	2391.8	2391.8	2391.8	2391.8	2391.8	2391.8	2391.8	2391.8	2391.8	2391.8	2391.8
2.5°	2590.1	2583.7	2581.4	2577.3	2561.8	2546.7	2516.7	2508.3	2489.5	2444.7	2397.2
5°	2592.1	2591.8	2598.9	2597.2	2591.8	2584.7	2563.2	2552.1	2520.1	2456.1	2369.3
7.5°	2467.2	2473.6	2489.5	2502.2	2517.1	2536.3	2538.9	2528.2	2501.9	2432.9	2317.7
10°	2299.6	2309.7	2331.9	2357.1	2395.9	2434.2	2468.6	2467.2	2458.1	2390.1	2255.8
12.5°	2131.6	2143.3	2168.9	2206.3	2261.2	2323.8	2385.1	2393.5	2408.6	2351.7	2198.6
15°	1984.4	1994.5	2019.8	2065.6	2133.6	2217.7	2307.6	2323.1	2362.2	2321.8	2150.7
17.5°	1859.5	1865.9	1884.4	1935.3	2014.1	2116.1	2232.9	2263.2	2321.4	2298.2	2109.3
20°	1772.3	1773.3	1785.4	1821.1	1899.9	2014.1	2155.5	2198.9	2278.4	2278.0	2066.6
22.5°	1729.2	1725.9	1728.2	1748.7	1806.7	1916.8	2078.0	2129.5	2239.6	2260.8	2023.1
25°	1721.1	1718.4	1711.7	1714.4	1749.4	1831.6	1999.9	2059.5	2205.6	2250.4	1985.4
27.5°	1746.4	1749.1	1737.6	1725.5	1728.2	1776.4	1930.6	1999.6	2178.0	2250.4	1958.8
30°	1797.2	1798.6	1790.2	1774.3	1753.1	1760.9	1882.4	1951.4	2164.2	2265.9	1942.0
32.5°	1853.5	1860.9	1859.9	1847.1	1816.8	1785.4	1871.0	1933.9	2163.2	2300.2	1940.3
35°	1923.1	1931.6	1945.7	1943.0	1911.4	1859.9	1910.0	1959.5	2183.1	2356.8	1958.5
37.5°	1997.2	2010.0	2040.3	2054.8	2034.3	1976.0	1997.6	2032.9	2236.3	2448.4	2004.6
40°	2068.9	2083.4	2138.6	2195.5	2180.0	2120.1	2130.2	2158.5	2330.9	2580.0	2092.2
42.5°	2139.3	2160.8	2242.0	2335.6	2354.1	2306.3	2311.7	2334.2	2471.3	2761.2	2235.3
45°	2223.5	2247.7	2367.9	2483.4	2532.9	2512.0	2534.9	2549.7	2654.8	3000.5	2428.2
47.5°	2347.0	2375.0	2522.4	2654.1	2741.0	2754.4	2800.6	2810.3	2886.7	3279.3	2679.7
50°	2588.1	2595.8	2729.2	2848.7	2973.9	3054.7	3107.3	3114.7	3167.5	3584.0	2993.8
52.5°	2891.5	2896.5	2971.9	3052.1	3194.5	3359.5	3482.3	3492.8	3503.9	3881.0	3303.9
55°	3192.8	3192.1	3241.9	3289.1	3452.0	3691.8	3958.4	3964.8	3885.0	4162.8	3540.9
57.5°	3381.0	3399.2	3474.9	3535.5	3763.1	4070.5	4440.5	4464.1	4285.3	4371.5	3775.3
60°	3321.1	3329.8	3497.8	3722.1	4150.7	4608.9	4928.4	4934.5	4586.3	4579.9	4071.5
62.5°	2829.5	2834.2	3098.2	3560.5	4346.9	5307.2	5516.9	5418.3	4932.4	4869.1	4426.1
65°	1939.3	1969.9	2190.5	2761.8	3986.4	5745.2	6428.0	6264.7	5460.0	5286.0	4746.6
67.5°	1142.0	1135.6	1244.7	1665.6	2927.8	5454.3	7580.5	7418.2	6179.5	5565.1	4652.7
70°	780.1	775.7	817.5	1008.4	1652.8	4231.1	7943.1	8270.7	6814.9	5377.2	4004.2
72.5°	556.9	559.2	620.8	783.5	1037.7	2465.2	6830.7	7606.1	6615.9	4687.7	3043.6
75°	378.1	384.5	472.7	642.7	909.7	1254.2	4847.3	5781.9	5387.3	3406.9	1749.4
77.5°	203.4	210.4	314.5	517.8	822.5	871.3	3118.0	3979.3	3384.0	1531.6	507.0
80°	84.8	88.9	147.1	376.4	710.7	765.3	1834.6	2413.0	1442.0	302.0	113.1
82.5°	36.7	38.7	61.3	224.6	531.3	646.1	971.3	1160.9	437.0	66.3	56.9
85°	7.1	7.4	25.3	118.9	339.0	364.6	629.6	617.1	196.3	28.6	41.4
87.5°	0.0	0.0	6.1	37.4	99.7	198.6	384.2	379.4	66.7	13.8	15.5
90°	0.0	0.0	0.0	0.0	0.0	0.0	0.0	0.0	0.0	0.0	0.0



REPORT NUMBER: P386722
 CATALOG NUMBER: GWC-SA2B-830-U-SL3-HSS

CANDELA DISTRIBUTION (continued):

	90°	95°	105°	115°	125°	135°	145°	155°	165°	175°	180°
0°	2391.8	2391.8	2391.8	2391.8	2391.8	2391.8	2391.8	2391.8	2391.8	2391.8	2391.8
2.5°	2373.0	2349.7	2300.9	2240.6	2194.5	2143.7	2103.3	2052.1	2029.9	2030.9	2018.8
5°	2319.8	2272.0	2163.9	2027.5	1922.5	1814.1	1720.8	1627.9	1573.0	1555.2	1538.3
7.5°	2243.7	2167.9	1995.5	1785.4	1607.7	1433.9	1282.8	1149.8	1065.6	1024.5	1009.4
10°	2157.8	2051.4	1801.9	1525.2	1271.3	1036.3	840.4	670.0	602.0	555.9	544.1
12.5°	2082.4	1938.3	1612.7	1258.2	956.9	673.4	486.5	380.5	334.3	316.1	313.1
15°	2011.4	1832.6	1430.6	1016.5	662.6	414.5	309.4	273.4	262.6	259.6	259.6
17.5°	1944.4	1731.9	1252.5	778.4	438.4	290.6	256.2	248.1	244.8	244.4	244.8
20°	1874.3	1631.2	1077.4	570.3	306.0	246.1	236.7	232.3	231.3	231.3	231.3
22.5°	1807.3	1530.6	907.0	407.4	245.4	224.6	219.9	216.8	215.8	215.5	214.8
25°	1743.0	1435.0	740.7	287.9	215.5	205.7	201.7	197.6	194.6	192.9	191.9
27.5°	1690.2	1349.8	585.8	231.0	194.6	186.2	181.1	175.1	167.7	164.3	163.0
30°	1648.1	1272.0	451.5	194.9	175.1	166.7	158.9	148.5	137.7	132.0	131.6
32.5°	1615.1	1195.6	342.7	172.4	157.6	147.1	136.0	122.9	110.4	104.0	103.7
35°	1598.9	1128.2	261.9	155.9	142.1	129.0	115.1	100.7	88.5	82.5	81.8
37.5°	1609.7	1071.3	204.4	142.1	129.0	113.8	97.6	82.5	71.7	66.3	66.0
40°	1649.1	1035.0	166.0	130.3	117.8	99.3	81.8	67.7	58.6	54.2	53.9
42.5°	1732.9	1021.5	141.7	120.5	107.1	85.9	68.0	55.9	47.5	44.4	43.8
45°	1873.0	1041.4	125.2	111.1	96.0	73.1	56.2	45.8	38.4	36.0	35.7
47.5°	2059.5	1093.6	113.5	102.0	85.9	61.6	46.8	37.0	31.3	29.0	28.6
50°	2299.9	1176.4	103.7	92.9	76.4	52.2	38.7	29.3	24.2	22.6	22.6
52.5°	2561.5	1275.0	94.9	84.5	67.0	43.4	31.3	22.6	19.2	17.2	17.2
55°	2777.7	1361.2	85.5	78.1	55.6	36.0	23.9	17.2	14.1	13.1	13.1
57.5°	2993.5	1453.1	74.7	67.0	44.4	29.3	18.2	12.8	10.4	9.8	9.8
60°	3273.3	1565.6	64.3	54.5	35.0	22.2	13.5	9.1	7.7	7.4	7.4
62.5°	3581.0	1631.6	54.9	43.8	27.3	16.5	9.8	6.1	5.7	5.7	5.4
65°	3769.2	1538.3	46.1	35.0	21.2	12.5	6.4	4.4	5.1	4.7	4.0
67.5°	3529.1	1204.3	37.7	27.3	16.5	9.4	4.0	3.0	5.4	4.4	3.4
70°	2922.1	843.1	29.3	19.2	13.1	8.1	2.7	2.0	5.7	4.4	2.7
72.5°	2186.8	564.3	23.2	12.8	9.8	7.1	2.4	1.0	5.1	3.7	2.4
75°	1194.9	227.3	18.5	8.1	6.1	5.1	1.7	0.7	3.4	2.7	1.7
77.5°	314.5	59.9	13.5	5.4	3.4	2.0	1.0	0.3	1.7	1.3	0.7
80°	80.1	23.2	8.8	3.7	2.4	1.0	0.0	0.0	0.3	0.0	0.0
82.5°	42.8	9.8	5.4	2.7	1.3	0.0	0.0	0.0	0.0	0.0	0.0
85°	32.3	6.4	3.0	1.7	0.3	0.0	0.0	0.0	0.0	0.0	0.0
87.5°	12.5	2.0	1.0	0.0	0.0	0.0	0.0	0.0	0.0	0.0	0.0
90°	0.0	0.0	0.0	0.0	0.0	0.0	0.0	0.0	0.0	0.0	0.0

Signify Classified - Internal
Cooper Lighting Solutions Photometric Lab
1121 Highway 74 South
Peachtree City, GA 30269

Scaled Data Report



Report Generated By 670245982

Signify Classified - Internal
Cooper Lighting Solutions Photometric Lab
1121 Highway 74 South
Peachtree City, GA 30269

Scaled Data Report



Signify Classified - Internal
Cooper Lighting Solutions Photometric Lab
1121 Highway 74 South
Peachtree City, GA 30269

Scaled Data Report



Signify Classified - Internal
Cooper Lighting Solutions Photometric Lab
1121 Highway 74 South
Peachtree City, GA 30269

Scaled Data Report



Signify Classified - Internal
Cooper Lighting Solutions Photometric Lab
1121 Highway 74 South
Peachtree City, GA 30269

Scaled Data Report



--- HS — SS

Signify Classified - Internal
Cooper Lighting Solutions Photometric Lab
1121 Highway 74 South
Peachtree City, GA 30269

Scaled Data Report



u

Signify Classified - Internal
Cooper Lighting Solutions Photometric Lab
1121 Highway 74 South
Peachtree City, GA 30269

Scaled Data Report



Signify Classified - Internal
Cooper Lighting Solutions Photometric Lab
1121 Highway 74 South
Peachtree City, GA 30269

Scaled Data Report



(END OF REPORT)